



		http://www.cninfo.com.cn
		SINOPRO SINGAPORE PTE. LTD.
Alight		Alight Tech Inc.
Boost		Boost Lingting Inc.
		GOPRO TECHNOLOGY SDN. BHD.

A		
		2021 1 1 2021 12 31
		2020 1 1 2020 12 31
LED		"Light Emitting Diode"
LED		IEC60061-1 LED
LED		LED
LED		LED LED
LED		LED LED
FPC		Flexible Printed Circuit
FPC		FPC

UL		Underwriter Laboratories Inc. UL
CE		"Conformite Europeenne" CE
T700.gV		

			300632
			XIAMEN GUANG PU ELECTRONICS CO., LTD.
			C 13F-01
			361005
	2021 8	“	608 ” “
			C 13F-01”
			1800-1812
			361101
			http://www.goproled.com
			gp@gpelec.cn

	1800-1812	1800-1812
	0592-5625818	0592-5625818
	0592-5625818	0592-5625818
	gp@gpelec.cn	gp@gpelec.cn

	http://www.szse.cn
&	

	16 7 12

--	--	--	--

6003

B 22 01

	-2,061,768.05	-3,060,905.62	-4,964.31	
	9,841,688.86	3,760,069.73	2,588,184.06	

4 —— “LED ”

5G

IP

1

2006-2020

2006 2
16

2014 6

“ 2020

”2014 10

20%
4000 2016 “ ”

2021 3 2035

2

2018 6532 20.7%

LED

LED

3

4

5G

FPC



“ ”

20

UV

“GOPRO” “ ” “G” “ ” “BOOST” “DYMOND” “SMARTZ” UV

FPC

ODM OEM

UV

ODM OEM “ ”



2019

” “ ”

300

10

500

CQC CE UL FCC

2021

10.14

5.18%

9,740.77

40.02%

8,059.19

40.49%

0.26

4.14%

2021

LED

LED

LED

” “ ” “

” “UV ” “

60 UV

14.45% 300 2021 5,554.92

5.48%

17 40 1 44 1 26

19 16 PCT 4

“ ” “ LED 50 ”

- LED LED LED LED

“ ” 8 LED LED LED LED

B100 Y100 Y200 2021

“2019 ”

” “ ”

LED

300 10

UL Dekra TUV TUV

	2021	2020	
--	------	------	--

	1,008,010,360.60	99.39%	961,829,696.03	99.75%	4.80%
	6,201,031.01	0.61%	2,395,009.16	0.25%	158.91%

10%

			2021	2020	
LED			5,456,853	6,388,381	-17.07%
			546,445,825.7	579,509,387.11	-6.05%
		%	26.26	34.15	-7.89%
FPC()		kpcs	131,188.23	110,699.92	15.62%
			198,989,431.93	159,901,424.63	19.64%
		%	22.27	25.77	-3.50%

10%

LED	7,100,000	5,534,942	77.96%	
FPC()	150,000	133,580.36	89.05%	

		2021		2020		
		442,948,391.96	82.95%	388,650,895.49	82.62%	13.97%
		26,411,650.49	4.95%	27,659,107.51	5.88%	-4.51%
		64,625,282.67	12.10%	54,107,319.09	11.50%	19.44%
		533,985,325.11	100.00%	470,417,322.09	100.00%	13.51%
FPC()		88,000,463.56	56.89%	72,338,636.89	60.94%	21.65%

FPC(

15

15

1		320,313,503.20	31.58%
2		69,001,367.02	6.80%
3		47,067,529.39	4.64%
4		42,449,154.64	4.19%
5		34,454,613.20	3.40%
	--	513,286,167.45	50.61%

	139,434,670.93
	20.63%
	0.00%

5

1		34,351,354.73	5.08%
2		33,732,692.84	4.99%
3			


-	LED LED		LED	UVC
-		20/20um	7.5 um/7.5 um 15um/15um	
-UV			UV	
-	99.99%			
-		5	99.99%	
-5G	FPC		15um/15um 7 um/7um	FPC
-			80%	
-				
-				

--	--	--	--	--

	2021	2020	
	302	332	-9.04%
	19.56%	20.33%	-0.77%
	131	140	-6.43%
	11	11	0.00%
30	93	90	3.33%
30 ~40	161	175	-8.00%

	2021	2020	2019
	55,549,209.34	48,533,854.19	46,470,298.68
	5.48%	5.03%	4.73%
	0.00	0.00	0.00
	0.00%	0.00%	0.00%
	0.00%	0.00%	0.00%

	148,728,299.86	-825,979,052.03	118.01%
	582,723,532.57	1,371,441,293.27	-57.51%
	590,073,093.22	398,905,401.39	47.92%
	-7,349,560.65		

 249,418,513.58

	15,008,115.59	ETC
	15,008,115.59	

160,651,354.00	266,202,300.00	-39.65%

--	--	--	--	--	--	--	--	--

1,164,008.73

70,000,900.00

	878,000,000.00	4,734,111.45	0.00	2,155,500,900.00	2,491,814,804.27	37,992,033.38	552,235,011.45	--
--	----------------	--------------	------	------------------	------------------	---------------	----------------	----


--	--	--	--	--	--	--	--	--	--	--

2020 101,766.35 1,771.14 34,990.61

	2020 12 15
	2,831.50 “ [2020]008413 ”

10%

--	--	--	--	--	--	--	--	--



OEM ODM

10.16%
22

5.48%

5,554.92

14.45%

44

2021

2021

“ ”

2022

GE

2022

2022

"
IPD

"

2020

2021

2021 LED
LED

LED

2021 04 28	“ ”				2020 2021 2021	2021 4 29 300632 20210429
2021 09 07	“ ”				2021	2021 9 8 2021 9 7

2 --

1 2

2 --

,


7 3 1/3

3 1

www.cninfo.com.cn

2 —

UV



	--	--	--	--	--	--	140,668,358	21,300	6,064,800	-363,178	134,261,680	--

--	--	--	--	--	--	--	--	--	--	--	--	--

2021 05 18

--

2015 8

1978

2001

2003

2004

2011

2012



2011 03 01

			2013 12 03		
			2019 12 07		
			2020 05 31		
			2005 01 01		
			2012 01 01		
			2016 01 01		
			2017 01 01		
			2007 08 01		
			2019 11 12		
			2020 05 22		

2012 5 26

<

>

2012 6 26

2018 5 10

2017

10

/

--	--	--	--	--	--	--

			56		99.58	
			65		89.04	
			56		102.15	
			54		0	

			<2021 > < > < > 2020 2021
	2021 06 10	2021 06 11	

2021 08 14

2021 08 16

	6	5	1	0	0		3
	4						

2021

2021

2021 08


25

2021

	719
	825
	1,544
	1,544

10	0
10	0.50
10	0
	306,169,356
	15,308,467.80

3 2021 6 16 2019 106
1,056,887 307,226,243 306,169,356 2021 6
17 <http://www.cninfo.com.cn> 2021-047



2022

	0
--	---

			1

88 mg/L	DB35/322-2 018	6.104 t	105.345 t	
1.59 mg/L		0.284 t	9.48077 t	
0.46 mg/L		0.00484 t	0.010534 t	
0.05 mg/L		0.000042 t	0.004421 t	
	GB21900-2 008			
0.5 mg/m3				
2.1 mg/m3				
28.4				
mg/m3	DB35/323-2			
4.31 mg/m3	018			

PH



			2			
	5%			25%	2017 06	04 2
	5%		1 12 24 100% 2 3 4 5% 5	50%	2017 06	04 2
			1	2	2021 12	05 36

3

3

			2020 12 23 22	2021 3	2020 12 23	3	

2021 1 1
2021 4 22
2018 12 7 < 21 — > 2018 35
“ ”
2019 1 1 2021 1 1

2021 1 1

1

2

3

4

5

2021 1

1

2021 4 24

(http://www.cninfo.com.cn)

2021-022

14 15

2021 2 2 < 14 > (2021 1) “ 14 ”
 2021 1 1

2021 12 30 15 2021 35 “ 15 ”

“
 ” 2022 1 1 “ ”

15

			%	%
			100.00	100.00
()			100.00	100.00
			100.00	100.00
			100.00	100.00

SINOPRO SINGAPORE PTE.LTD.			100.00	100.00
			100.00	100.00
GOPRO TECHNOLOGY SDN.BHD.			100.00	100.00
Alight Tech Inc.			100.00	100.00
Boost Lingting Inc.			100.00	100.00
			51.00	51.00
			100.00	100.00
			100.00	100.00
			100.00	100.00
			100.00	100.00

2 0

q 9

4	GOPRO TECHNOLOGY SDN. BHD.	GOH SENG TONG	B 09-06, TEEGA RESIDENCES, PUTERI HARBOUR 79100 ISKANDAR PUTERI, JOHOR.	2021.1.1- 2022.12.31	3,072.79	
5	GOPRO TECHNOLOGY SDN. BHD.	ANG LIAN PANG	29A,JALAN NIP 2/4 141.26 4i			

21			(8053 1001 1002 1003 1004 1104	2021.3.1- 2021.5.31	1,800.00	
22			(8053 1702	2021.3.1- 2021.9.30	1,800.00	
23			1 1 702	2021.1.22- 2021.7.21	1,800.00	
24			1181	2019.09.01-2022 .8.31 2019.06.01-20 19.08.31	341,828.00	
25			81 A 42 E	2020.07.20-2023 .07.19 12	1-6 54432 7-12 72409	
26			78	2020.7.19- 2022.8.18	1,840.00	
27			1218 1 6 610	2021.06.09-2022 .06.08	10,911.50	
28			5 E 510	2021.1.15-2022. 1.14	41,382.20	

						()
1			8015	2018.2.10-202 1.2.9	8,221.33	719
2			8015	2017.3.10-202 2.5.31	12,454.00	958
3			8015	2020.7.1- 2022.6.30	1-6 7600 7-12 8360	760
4			8015	2018.9.1- 2022.8.31	1-8 6500 9-12 7000	500
5			8015	2019.7.1- 2022.6.30	1-6 16856 7-12 17920	560

--	--	--	--	--	--	--	--

6

608

B1				B2					
B3		0		B4		0			
	2021 09 09	46,000	2021 10 11	966.86			2021.10.11	2028.10.11	
C1		46,000		C2		966.86			
C3		46,000		C4		966.86			
A1+B1+C1		46,000		A2+B2+C2		966.86			
A3+B3+C3		46,000		A4+B4+C4		966.86			
A4+B4+C4								0.49%	

Ñ1Ñ0 58 Y™ << ÿ%S⁷⁴

2021 3 1

<http://www.cninfo.com.cn>

2021

	176,288,225	57.38%	0	0	0	-70,688,993	-70,688,993	105,599,232	34.49%
1	0	0.00%	0	0	0	0	0	0	0.00%
2	0	0.00%	0	0	0	0	0	0	0.00%
3	176,288,225	57.38%	0	0	0	-70,688,993	-70,688,993	105,599,232	34.49%
	64,450,682	20.98%	0	0	0	-			

2021 4 22

2021 5 18

2020

2019

2019

106

1,056,887

5.392913

/

2021 4 24

<http://www.cninfo.com.cn>

2021-016

2021-029

2020

2021-039

2019

106

1,056,887

2021 6

17

	2021			2020		
	0.33	0.33	6.50	0.53	0.53	6.27
	0.33	0.33	6.50	0.53	0.53	6.29

	52,350,766	0	0	52,350,766	52,350,766	25%
	52,156,118	0	0	52,156,118	52,156,118	25%
	361,357	0	140,043	221,314	81,272 140,042	25%


						36 48 30%
	46,681	0	23,341	23,340	23,340	36 48 30%
	46,681	0	23,341	23,340	23,340	36 48 30%
	46,681	0	23,341	23,340	23,340	36 48 30%
	70,493,432		70,038,788	454,644	454,644	36 48 30%
	176,288,225	0	70,688,993	105,599,232	--	--

306,169,356

2021 6 17

<http://www.cninfo.com.cn>

2021-047



#				
	15		5,985,000	
			3,809,972	
			2,316,749	
	2765		2,022,926	
			1,888,200	
10	10			15
	10			
	10			
			367.156	
		7,500,040		7,867,156
		15		0
5			5,985,000	5,985,000

10

10

10

10

	/	

					2020		
					5		
				2020	106		
2021 04 22	1,056,887	0.344009%	569.97			1,056,887	45.26%
					1,022,343 5		
					34,544		
					1,056,887		

	2022 04 21
	[2022]0010679

2021 () 2021 12 31

2021 2021 12 31

“ ”

- 1.
- 2.
- 1. 42 2021 101,421.14
4,998.67 5.18%
- 2.
- 1
- 2
- 3

4

5

6

2021 12 31

1.

		3	2021 12 31		
26,931.77	1,464.34	5.75%		2,024.68	24,907.08
	9.88%				

2.

1

2

3

4

5

2021

1.

2.

3.

4.

5.

6.

2021 12 31

	2021 12 31	2020 12 31
	990,046,872.00	839,573,529.50

	73,958,549.11	7,500,000.00
	2,500,000.00	
	18,131,272.50	25,139,154.60
	235,915,900.56	205,914,810.59
	56,334,893.22	610,765.93
	15,757,163.26	
	14,127,661.46	12,407,084.83
	9,584,466.41	36,100,256.78
	13,237,192.77	6,129,568.52
	6,775,454.15	2,632,047.18
2D7@Mp	57,632,349.67	15,475,200.93
	503,954,903.11	311,908,889.36

	10,578,202.24	9,898,558.61
	14,934,467.68	25,043,168.52

	67,530,042.75	58,394,346.31
	556,653,446.47	515,919,763.37
	1,963,863,657.80	1,916,149,552.00
	6,968,479.53	9,687,473.45
	1,970,832,137.33	1,925,837,025.45
	2,521,255,115.43	2,427,099,540.05

	2021 12 31	2020 12 31
	771,532,897.97	662,467,683.45
	354,189,787.30	718,371,572.37
	3,183,138.12	
	235,451,510.91	170,761,313.38

	2,500,000.00	
	13,778,238.36	14,377,763.64
	150,139,099.75	150,582,165.66
	4,432,335.75	610,765.93
	3,480,615.87	
	12,778,303.19	12,054,958.47
	3,360,451.99	3,390,879.78
	3,562,390.93	1,419,316.71
	4,166,879.32	6,177,505.53
	734,764,163.07	565,472,851.83
	2,242,093,992.45	2,217,097,498.41
	59,170,713.08	111,062,369.89
	88,645,678.77	108,459,315.95
	111,224,351.14	121,626,329.14
		112,378.05
	3,410,567.80	5,842,464.89
	13,871,591.57	14,040,265.52
	6,754,228.76	7,328,638.99
	60,657,863.15	18,331,703.32
	2,856,232.78	
	3,541,377.55	227,455.79
	350,132,604.60	387,030,921.54

	463,800.96	

1.

“ ”

81,792,862.34

1480079C0A 1

[Redacted]

	672,442,099.00	681,860,257.36
	509,896,670.83	458,919,065.68
	4,045,481.55	4,349,985.89
	23,684,541.61	20,521,219.17
	26,016,052.69	25,848,586.20
	38,317,002.41	34,907,260.58
	1,940,364.11	11,003,853.85
	1,297,469.70	3,189,478.89
	3,393,095.99	3,730,460.70
	14,167,385.67	8,010,744.51
“ ”	31,203,688.76	9,591,058.83
“ ”		
“ ”		
“ ”	4,188,887.30	5,371,572.36
“ ”	-331,706.32	2,235,481.22

“ ”	137,916.49	-3,131.24
“ ”	103,757,672.07	148,570,336.27
	582,617.94	17,276.70
	1,069,346.74	2,245,096.51
“ ”	103,270,943.27	146,342,516.46
“ ”	5,964.39	128,595,896.89

1.		
2.		
3.		
4.		
5.		
6.		
7.		
	91,356,964.39	128,595,896.89

	2021	2020
	1,060,530,184.62	1,015,003,536.11
	25,965,617.13	35,803,557.00
	32,645,702.10	18,265,161.57
	1,119,141,503.85	1,069,072,254.68
	825,089,708.65	576,251,549.48

	184,687,957.31	159,406,608.58
	23,854,186.71	31,014,464.12
	77,640,269.95	64,310,123.88
	1,111,272,122.62	830,982,746.06
	7,869,381.23	238,089,508.62




590,073,093.22


398,905,401.39

	216,230,954.02	-880,232,396.04
		1,017,663,459.71
	99,412,550.11	181,001,760.31
	314,684,456.33	157,776,073.25
	414,097,006.44	1,356,441,293.27
	151,347,820.00	222,903,411.50
	32,264,759.34	49,347,378.25
	321,079,146.35	111,184,116.73
	504,691,725.69	383,434,906.48
	-90,594,719.25	973,006,386.79
	1,289,860.00	-9,336,556.02
	110,514,398.81	286,242,730.00
	647,751,808.45	361,509,078.45
	758,266,207.26	647,751,808.45

		2021						

“ ”														
						1,100,700.42				80,591,856.26		81,692,556.68	1,201,006.08	82,893,562.76
	-1,056,887.00				-8,134,083.25	-5,934,996.09								





2021									

4												
									9,135,696.44	-39,858,173.16		-

1												



“ ” “ ”
 1994 12 2012 3
 2012 6 21 2017 4 6
 91350200612261252T
 2021 12 31 30,616.94 30,616.94
 C 13F-01 () 1800-1812

LED LED

2022 4 21
 15

			%	%
)	(“ ”)		100.00	100.00
()	(“ ”)		100.00	100.00
	(“ ”)			

”	“		100.00	100.00
”	“		100.00	100.00

- 1
- 2
- 3
- 4

2

- A.
- B.
- C.
- D.

3

4

()

“ ”

1
2

- 1
- 2
- 3

- 4

1
2

6.

- 1
- 2
- 3

()
\\ ± •Ë& F ^»TMË& xd6'b W ^CW, '6>õ(TM, 'z3PÒ€z3'Tií\$\\ W X Ç & È 9 @ \\F hØ] 1 a, 'ž ÊðMò'ÀC' „5"µ€«ÂÒ€z3 AÑSr Ž*G Ž

2
3

1
2

-

1

2

1

22 —

2

22 —

3

1

2

3

4

5

		%	%
	50	---	2.00
	30	5.00	3.17

1
2

	10-30	5.00	3.17-9.50	

5-10

5.00

9.50-

3

1
2

1

	5	

2

1

2

3

4

5

1

	5	
	2	

- 1
- 2
- 3
- 4
- 5

1

LED LED FPC

LED LED ODM/OEM FOB

2

LED LED FPC

LED

OBM

ODM/OEM/OBM

1

()

34.1 .žAÔFB ji \s àCt x,´Í ž

4

5

2018	2021 1 1	21		2021 4 24	
				2021-022	

1	2021	1	1	10,515,700.34
---	------	---	---	---------------

	245,951,974.93	245,951,974.93	
	18,777,325.89	18,650,041.65	-127,284.24
	10,315,828.51	10,315,828.51	

		10,515,700.34	10,515,700.34
	1,992,890.00	1,992,890.00	
	7,822,984.54	7,822,984.54	
	9,815,874.54	20,331,574.88	10,515,700.34
	501,262,514.60	520,728,053.31	19,465,538.71
	307,226,243.00	307,226,243.00	

	718,371,572.37	718,371,572.37	
	170,761,313.38	170,761,313.38	

	565,472,851.83	572,805,362.39	7,332,510.56
	2,217,097,498.41	2,224,397,176.73	7,299,678.32
	111,062,369.89	111,062,369.89	
	108,459,315.95	108,459,315.95	
	121,626,329.14	121,626,329.14	
	112,378.05	112,378.05	
	5,842,464.89	5,842,464.89	
	14,040,265.52	14,040,265.52	
	7,328,638.99	7,328,638.99	
	18,331,703.32	17,994,188.63	-337,514.69
		4,728,629.43	4,728,629.43
	227,455.79	227,455.79	
	387,030,921.54	391,422,036.28	4,391,114.74
		2,908,563.58	2,908,563.58
	4,055,257.44	4,055,257.44	
	4,055,257.44	6,963,821.02	2,908,563.58
	391,086,178.98	398,385,857.30	7,299,678.32



307,226,243.00

	15%
	16.5%
	25%
	25%
	20%
Alight	21%
Boost	21%
	25%
	20%
	17%
	24%
	20%
	20%

[1986]

5

70%

	8,651.40	10,121.60
	973,458,396.63	823,423,904.97



		59,796.78			59,796.78	
		59,796.78			59,796.78	

		6,192,071.20
		1,993,225.90
		8,185,297.10

--	--	--

	11,405,061.76	4.23%	11,057,367.10	96.95%	347,694.66					

1	1	243,757,916.37
1	2	20,614,148.60
2	3	4,870,087.92
3		75,505.00
3	4	75,505.00
		269,317,657.89

		11,057,367.10				11,057,367.10
	8,722,320.57	1,213,533.46	883,447.30	210,629.52		8,841,777.21
	8,722,320.57	12,270,900.56				

	16,374,379.04	6.08%	491,231.37
	141,270,035.82	52.46%	

	1,583.40	
	1,583.40	

1 2021 12 31

2

	33,508,409.94	---
	33,508,409.94	---

1	16,918,993.96	86.03%	17,344,894.93	93.00%
1 2	2,264,799.66	11.52%	474,098.19	2.54%
2 3	31,701.77	0.16%	420,921.21	2.26%

3	450,070.83	2.29%	410,127.32	2.20%
	19,665,566.22	--	18,650,041.65	--


1

		(%)		
	2,268,215.79	11.53	1	1-2
	1,992,600.00	10.13	1	
	1,425,777.89	7.25	1	1-2
	1,413,783.95	7.19	1	
	1,177,933.44	5.99	1	

	9,155,187.44	10,315,828.51
	9,155,187.44	10,315,828.51

	4,108,911.85	4,257,424.31
		1,624,124.63
	1,127,449.68	753,169.71

/



	7,500,000.00	67,500,000.00		-945,002.20						74,054,997.80	
(
“											
”)*1											

(-96,448.69

“

”)*2

2021 6

“ ”

1				
2				
3	279,242.72			279,242.72
4.	10,251,356.54	1,820,521.64		12,071,878.18
1.				
2.				
1				
3				
1				
2				
4.				
1.	13,253,326.98	4,877,945.52		

1.	159,385,983.33	132,054,559.09	6,364,767.59	12,540,762.80	310,346,072.81
2.	11,199,688.01	35,371,036.17	2,804,804.15	2,022,924.28	51,398,452.61
1	4,127,316.61	35,371,036.17	2,804,804.15	2,022,924.28	44,326,081.21
2	610,765.93				610,765.93
3					
4	6,461,605.47				6,461,605.47
3.	84,482.76	5,207,190.70			5,291,673.46
1	84,482.76	5,207,190.70			5,291,673.46
4.	170,501,188.58	162,218,404.56	9,169,571.74	14,563,687.08	356,452,851.96
1.	27,506,232.47	63,417,116.91	4,645,624.14	8,862,288.70	104,431,262.22
2.	6,066,335.36	12,110,094.77	620,265.26	1,530,494.39	20,327,189.78
1	5,787,092.64	12,110,094.77	620,265.26	1,530,494.39	20,047,947.06
2	279,242.72				279,242.72
3.	46,817.40	4,174,683.20			4,221,500.60
1	46,817.40	4,174,683.20			4,221,500.60
4.	33,525,750.43	71,347,728.48	5,265,889.40	10,397,583.09	120,536,951.40
1.					
2.					
1					
3.					
1					
4.					
1.	136,975,438.15	90,870,676.08	3,903,682.34	4,166,103.99	235,915,900.56
2.	131,879,750.86	68,637,442.18	1,719,143.45	3,678,474.10	205,914,810.59

	56,334,893.22	610,765.93
	56,334,893.22	610,765.93

				610,765.93		610,765.93
	3,397,174.83		3,397,174.83			
	834,235.42		834,235.42			
	200,925.50		200,925.50			
	21,746,401.87		21,746,401.87			
	29,936,155.60		29,936,155.60			

			29,936,155.60			29,936,155.60	13.05%	13.05				
			55,079,732.30			55,079,732.30						

3.			
1			
4.			
1.	15,573,894.83	183,268.43	15,757,163.26
2.	19,592,822.95		19,592,822.95

1.	13,611,137.86	110,000.00				

1.						
2.						
1						
3.						
1						

$$39,780,000.00 - 7,215,182.79 * 51.00\% = 36,100,256.78$$

	(%)	(%)	(%)	(%)	(%)	(%)
	4.74	48.40	15.41	7.85	54.89	14.15

2021 12 31

26,515,790.37

	4,882,581.76	2,885,632.69	1,824,225.20	5,943,989.25
	1,246,986.76		498,277.92	748,708.84
		1,661,523.89	169,470.72	1,492,053.17
		8,420,735.85	3,368,294.34	5,052,441.51
	6,129,568.52	12,967,892.43	5,860,268.18	13,237,192.77

	17,471,644.43	2,620,746.66	5,513,396.27	827,009.44
	21,008,226.49	3,170,407.30	9,415,414.35	1,422,122.08
	5,670,844.72	984,300.19	3,256,136.76	488,420.51
			-5,814,804.26	-892,652.69
			3,254,762.25	488,214.34
			1,992,890.00	298,933.50
	44,150,715.64			

		6,775,454.15		2,632,047.18
		746,939.14		

		38,035,591.50	22,185,083.65
		51,875.92	44,094.64
		26,515,790.37	
		64,603,257.79	22,229,178.29

2022	80,352.28	80,352.28	
2023	365,880.26	404,627.01	
2024	5,913,877.49	6,068,503.17	
2025	15,631,601.19	15,631,601.19	
2026	16,043,880.28		
	38,035,591.50	22,185,083.65	--

	109,170,713.08	125,909,320.00
		153,049.89
	109,170,713.08	126,062,369.89

1 2021 6 29 300.00 1 0410000230-2021 00917

2 2021 8 17 4,000.00 1 HTZ351982101LDZJ202100008

3 2021 04 13 2,000.00 1 FJ4004020210025

4 2021 12 24 3,000.00 1 83010120210002268

	94,675,678.77	120,309,315.95
	94,675,678.77	120,309,315.95

0.00

	174,673,474.68	172,321,664.57
	1,051,668.00	1,313,475.09
	8,431,977.24	2,056,212.52

	184,157,119.92	175,691,352.18
--	----------------	----------------

1

	37,055.25	152,581.13
	37,055.25	152,581.13

1

	15,909,778.22	12,509,130.65



	29,261.30	372,936.41
	10,578,202.24	9,898,558.61

	14,934,467.68	24,705,653.83
	14,934,467.68	24,705,653.83

	7,399,182.05	9,287,353.06
	7,399,182.05	9,287,353.06

	369,514.99	240,200.75

		1,992,890.00	
		1,992,890.00	--

	7,822,984.54	6,973,669.60	1,728,397.74	13,068,256.40	1
	7,822,984.54	6,973,669.60	1,728,397.74	13,068,256.40	--

		3,000,000.00					3,000,000.00	
--	--	--------------	--	--	--	--	--------------	--

XS09/UV

1	35	--	4,879,321.00
---	----	----	--------------

	515,919,763.37	439,094,468.66
	515,919,763.37	439,094,468.66
	80,591,856.26	135,430,633.65
	9,135,696.44	12,859,589.69
	30,722,476.72	45,745,749.25
	556,653,446.47	515,919,763.37

--	--	--

	40,230,111.79	32,886,989.98
	7,821,941.67	7,803,919.79
	1,774,538.19	1,396,861.14
	612,887.34	425,672.96
	3,371,724.44	2,999,653.79
	2,948,658.32	2,583,834.78
*1	-1,210,652.41	436,921.75
	55,549,209.34	48,533,854.19

*1 2019
 1,210,652.41

	2,738,809.03	3,381,495.19
	4,584,971.38	4,626,872.75
	6,275,668.11	19,010,965.07
	2,212,702.74	905,707.19
	6,642,208.50	18,671,294.70

-- 702,872.48 -

	21,841,103.96	10,558,173.79

	-1,041,450.89	
	37,992,033.38	10,200,674.70

	36,950,582.49	10,200,674.70
--	---------------	---------------

	4,734,111.45	5,814,804.26
	4,734,111.45	5,814,804.26

	-11,913,460.25	-730,639.89
	-11,913,460.25	-730,639.89

	-14,150,485.63	

		3,600.00	
	13,776.00		13,776.00
	580,545.88		580,545.88
	73,466.02	11,576.70	73,466.02
	753,527.90	86,789.97	753,527.90

							/
--	--	--	--	--	--	--	---



15,614,881.01

	6,078,722.46	2,353,100.37
	77,640,269.95	64,310,123.88

	25,324,875.00	24,147,000.00



	46,137.68	6.3757	294,160.02
	539,989.30	1.5266	824,347.67
	3,000,000.00	6.3757	19,127,100.00
	--	--	
	2,713,401.47	6.3757	17,299,833.75
	2,880.00	1.5266	4,396.61
	2,374,975.00	6.3757	15,142,128.11
	6,450,500.63	1.5266	9,847,334.26

()

		6,973,669.60		1,728,397.74
		20,112,706.22		9,457,983.30
		702,872.48	-	702,872.48

		94,675,678.77			
	---	184,157,119.92	---	---	
	---	14,934,467.68	---	---	
	---	---	48,850,345.72	9,668,600.00	
	---	7,399,192.83	8,962,587.12	114,852.00	

		32,400,000.00	5,800,000.00

2021 12 31

--	--	--	--	--	--

		(%)	(%)
*		22.80	22.80
*		22.71	22.71

2021 12 31



	8,017,632.00
	0.00

2021 12 31

1	17,952,155.14
1-2	2,944,734.10
2-3	2,635,417.96
3	4,063,246.14

2021 12 31

“ ” “

”

2020 11

2,986,981.77

298,698.17

22,663,029.80

1,332,955.80

133,295.58

1,546,251.38

443,618.75

2021 6 9

3,028,649.62

850,000.00

2021 8

2350

	2021 11		
	”	“	
	“ ”		
	26,000		
		3,000	
	2,000		
		12,500	
		6	
	5		

	2022 1 26 1.04 1,200		
	<p>“ ” “ ” 2022 19 “</p> <p>” 2022 4 “ ”</p> <p>2022 19</p> <p>“ ” 2022 4</p> <p>“ ”</p> <p style="text-align: center;">2022 12 31</p> <p>2023 1 15</p>		

	15,308,467.80
	15,308,467.80

1	121,704,427.80	3,651,132.83	3.00%
1 2	2,834,657.13	283,465.71	10.00%
2 3	84,855.87	25,456.76	30.00%
3 4	31,635.00	15,817.50	50.00%
	124,655,575.80	3,975,872.80	--

1 1		235,986,220.72
1 2		3,324,672.12
2 3		84,855.87
3		31,635.00
3 4		31,635.00
		239,427,383.71

	13,841.52

	102,281,553.36	42.72%	
	53,072,976.39	22.17%	1,570,880.82
	16,422,900.73	6.86%	492,687.02
	12,171,209.00	5.08%	
	7,767,889.19	3.24%	233,036.68
	191,716,528.67	80.07%	

	5,773,386.71	7,618,387.86
	5,773,386.71	7,618,387.86

%ã

--	--	--

		1,970,050.88	1	31.56%	59,101.53
		1,000,000.00	1	16.02%	30,000.00
		683,656.00	2-3	10.95%	205,096.80
		399,949.00	1	6.41%	11,998.47
		217,227.00	1-2	3.48%	21,722.70
	--				

))	
--	---	--	--	--	--	---	--

	300	2021	12		162.00
4	2021	4	6	2021	4 15
				2021	5 28
5		6,750.00		“	10. ”

	620,367,052.11	467,831,131.48	641,193,663.95	427,934,669.52
	52,075,046.89	42,065,539.35	40,666,593.41	30,984,396.16
	672,442,099.00	509,896,670.83	681,860,257.36	458,919,065.68

0.00

	-945,002.20	
	32,148,690.96	9,591,058.83
	31,203,688.76	9,591,058.83

	241,844.06	
	22,543,976.44	

	36,950,582.49	
	4,734,111.45	
	-2,061,768.05	
	9,841,688.86	
	210,315.49	
	52,356,742.04	--

1 —

		/	/
	4.14%	0.26	0.26
	1.45%	0.09	0.09