



2023 04

)

(

4 ---

" LED

"

"

/

/

"

293,273,339

10

0.50

0

10

0

..... 2

..... 8

..... 12

..... 38

..... 57

..... 60

| | | http://www.cninfo.com.cn |
|--------|--|---|
| | | |
| | | |
| | | |
| | | |
| | | |
| | | |
| | | |
| | | |
| | | SINOPRO SINGAPORE PTE. LTD. |
| | | |
| | | |
| | | |
| Alight | | Alight Tech Inc. |
| Boost | | Boost Lingting Inc. |
| | | |
| | | GOPRO TECHNOLOGY SDN. BHD. |
| | | |
| | | |
| | | |
| | | |
| | | |
| | | |
| | | |
| | | |

| | | |
|--|--|--|
| | | |
| | | |
| | | |
| | | |

| | | | |
|--|------|---|-----------------|
| | | | 300632 |
| | | | |
| | | | |
| | | XIAMEN GUANG PU ELECTRONICS CO., LTD. | |
| | | | |
| | | C 13F-01 | |
| | | 361005 | |
| | 2021 | 8 | " " " " 608 " " |
| | | C 13F-01" | |
| | | 1800-1812 | |
| | | 361101 | |
| | | http://www.goprol ed.com | |
| | | gp@gpel ec. cn | |

| | | |
|--|--------------|--------------|
| | | |
| | | |
| | 1800-1812 | 1800-1812 |
| | 0592-5625818 | 0592-5625818 |

| | | | |
|--|----|--------------|--------------------------|
| | | | |
| | 01 | B 6003 22 | 2020 11 5 -2022 12 31 |

| | 2022 | 2021 | | 2020 |
|---|------------------|------------------|---------|------------------|
| | 826,270,221.67 | 1,014,211,391.61 | -18.53% | 964,224,705.19 |
| | 52,513,080.53 | 80,591,856.26 | -34.84% | 135,430,633.65 |
| | 39,658,499.36 | 28,235,114.22 | 40.46% | 115,196,127.28 |
| | 61,552,281.48 | 7,869,381.23 | 682.17% | 238,089,508.62 |
| / | 0.17 | 0.26 | -34.62% | 0.53 |
| / | 0.17 | 0.26 | -34.62% | 0.53 |
| | 2.63% | 4.14% | -1.51% | 16.11% |
| | 2022 | 2021 | | 2020 |
| | 2,588,079,679.94 | 2,521,255,115.43 | 2.65% | 2,427,099,540.05 |
| | 1,900,059,092.15 | 1,963,863,657.80 | -3.25% | 1,916,149,552.00 |

| | | | | |
|--|---------------|---------------|---------------|----------------|
| | 28,516,957.82 | 56,981,739.21 | 11,547,676.41 | -35,494,091.96 |
|--|---------------|---------------|---------------|----------------|

1

2

| | | |
|------|------|------|
| 2022 | 2021 | 2020 |
|------|------|------|

| | | | | |
|--|---------------|---------------|---------------|----|
| | 12,854,581.17 | 52,356,742.04 | 20,234,506.37 | -- |
|--|---------------|---------------|---------------|----|

1 ---

1 ---

4 —

" LED

"

" + +AIOT "

"

"

1

2022

5G

3000

MEMS

" "

TMR

2031

2021-2031

2023

30

“

+ +AIOT ”

2012

”

LED ” ” ” ” 2019

600 COC CE UL FCC

LED ” 2022

” ” LED 100 ” ” 2021 LED 50 ” ” 2022 19

” 300

10

2021

40%

”

”

3

VR

ADAS

AR/VR

PCB

ChatGPT

AI

Prismark

5 5G

4.0

PCB

”

”

PCB

5G 6G

PCB

2022 FPC

1055

2029

1843

CAGR 8.2%

5G

4.0

FPC

20

” ”
50+,

”
10

”
Roll to Roll

2020

20

10GWH

4 —

" LED "

"

" "

"

+

+AIOT

1

FPC

ODM OEM

1

" 2019

" "

" " " 2019 "

" " 2019

ESG

2021-2022

ESG


ESG

2

ESG

COC CE FCC

5



-18.53%

3%

| | | | | |
|--|--|--|----------------|--|
| | | | | |
| | | | 352,327,572.31 | |
| | | | 473,942,649.36 | |

u8x6)Bx\$VB9Whs;CdUx\$VIyMgD\$VDRTW€ ,CdE)x6.ySOExu90UB0\$0

| | 2022 | | 2021 | | |
|------|----------------|--------|------------------|--------|---------|
| | | | | | |
| ODM+ | 815,330,853.33 | 98.68% | 1,008,010,360.60 | 99.39% | -19.11% |
| | 10,939,368.34 | 1.32% | 6,201,031.01 | | 76.41% |

2

10%

525,062,911.61

6xBx@#B@518C

| | | | | |
|------|--|--------|---|--------|
| | | | | |
| | | | | |
| | | | | |
| | | | | |
| | | 26.30% | - | 1.87% |
| | | 20.98% | - | -1.29% |
| | | | | |
| | | | | |
| | | | | |
| ODM+ | | 24.72% | - | 1.03% |

| | | | | | |
|--------|--|------|-----------|------------|---------|
| FPC() | | kpcs | 76,814.27 | 131,188.23 | -41.45% |
| | | kpcs | 80,161.89 | 133,580.36 | -39.99% |
| | | kpcs | 13,181.82 | 9,834.20 | 34.04% |
| | | | | | |

FPC

30%

LED

4 —

" LED "

10%

| | | | 2022 | 2021 | |
|-----|--|------|----------------|----------------|---------|
| LED | | | 3,836,598.00 | 5,456,853.00 | -29.69% |
| | | | 443,116,147.75 | 546,445,825.70 | -18.91% |
| | | % | 26.65 | 26.26 | 0.39% |
| FPC | | kpcs | 69,122.29 | 131,188.23 | -47.31% |
| | | | 126,414,695.67 | 198,989,431.93 | -36.47% |
| | | % | 20.98 | 22.27 | -1.29% |

10%

| LED | 7,100,000.00 | 3,836,598.00 | 54% | |
|-----|--------------|--------------|-----|--|
| FPC | 150,000.00 | 80,161.89 | 53% | |

4

5

| | | 2022 | | 2021 | | |
|--|--|----------------|--------|----------------|--------|-------|
| | | | | | | |
| | | 363,709,850.43 | 85.54% | 442,948,391.96 | 82.95% | 2.59% |

| | | | | | | |
|-----|--|---------------|---------|----------------|---------|-------|
| FPC | | 99,893,468.17 | 100.00% | 154,679,149.81 | 100.00% | 0.00% |
|-----|--|---------------|---------|----------------|---------|-------|

6

17

| | | | % | % |
|-----|--|--|--------|--------|
| | | | 100.00 | 100.00 |
| () | | | 100.00 | 100.00 |
| | | | 100.00 | 100.00 |
| | | | 100.00 | 100.00 |
| | | | 100.00 | 100.00 |

| | |
|--|-------|
| | 0.00% |
|--|-------|

5



| | 2022 | 2021 | 2020 |
|--|---------------|---------------|---------------|
| | 57,332,411.44 | 55,549,209.34 | 48,533,854.19 |
| | 6.94% | 5.48% | 5.03% |
| | 0.00 | 0.00 | 0.00 |
| | 0.00% | 0.00% | 0.00% |
| | 0.00% | 0.00% | 0.00% |

| | | | | |
|--|----------------|---------|--|--|
| | | | | |
| | -1,133,890.23 | -1.89% | | |
| | 4,599,011.77 | 7.68% | | |
| | -12,557,026.86 | -20.96% | | |
| | 895,485.39 | 1.50% | | |
| | 1,011,912.47 | 1.69% | | |

1

| | | | | |
|--|------|------|--|--|
| | 2022 | 2022 | | |
| | | | | |



3

| | | |
|--|---------------|-----|
| | | |
| | 27,282,053.58 | ETC |
| | 27,282,053.58 | |

1

| | | | |
|--|---------------|----------------|---------|
| | | | |
| | 64,060,403.00 | 160,651,354.00 | -60.12% |

2

3

4

1

3

| | | | | | | | |
|--|--------|---|---|----------|----------|--------|-------|
| | 0 | 0 | 0 | 7,107.74 | 7,107.74 | 0 | 0.00% |
| | 171.37 | 0 | 0 | 1,293.18 | 998.62 | 465.94 | 0.24% |
| | 171.37 | 0 | 0 | 8,400.92 | 8,106.36 | 465.94 | 0.24% |

22

| | | |
|---|------------|---|
| | 1 --- | 2 |
| | 2 | |
| | 3 | |
| | 4 | |
| | 5 | |
| | 6 | |
| | | |
| | | |
|) | 2022 04 25 | |
|) | 2022 05 18 | |
| | | |

5

1

| | | | | | | | | | | |
|----------------|----|------------|----------|---------------|---|---|-------|------------------|----------------|---|
| | | | | | | | | | | |
| 2020 | | 101,766.35 | 2,691.62 | 37,682.22 | 0 | 0 | 0.00% | 67,371.95 | 533,000,000.00 | 0 |
| | -- | 101,766.35 | 2,691.62 | 37,682.22 | 0 | 0 | 0.00% | 67,371.95 | -- | 0 |
| 2020 998 | | | | | | | | | | |
| | | | | | | | | | 71,363,368 | |
| (A) | | | | | | | | | | |
| 69,507,997 | | | | 14.83 | | | | 1,030,803,595.51 | | |
| 13,140,135.80 | | | | | | | | 1,017,663,459.71 | | |
| 2020 9 29 | | | | | | | | | | |
| [2020]000599 | | | | | | | | | | |
| 2022 8 25 | | | | | | | | | | |
| | | | | | | | | | | |
| 2024 12 31 | | | | | | | | | | |
| " SM | | | | | | | | | 2024 12 | |
| 31 | | | | | | | | | | |
| 2022 12 31 | | | | | | | | 376,822,249.90 | | |
| | | | | 28,315,005.68 | | | | | | |
| [2020] 008413 | | | | | | | | | | |
| 26,916,162.76 | | | | | | | | 533,000,000.00 | | |
| 140,719,457.62 | | | | | | | | | | |

2

| | | | | | | | | | | |
|--|---|-----|-----|-----|--|--|--|--|--|--|
| | (| (1) | (2) | (3) | | | | | | |
|--|---|-----|-----|-----|--|--|--|--|--|--|

| |) | | | | | (2)/(1) | | | | | |
|-----|----|------------|------------|----------|-----------|---------|----|---|---|----|----|
| 1. | | | | | | | | | | | |
| LED | | 48,046.12 | 48,046.12 | 2,315.54 | 5,975.22 | 12.44% | | | | | |
| 2. | | | | | | | | | | | |
| | | 10,597.7 | 10,597.7 | 25.91 | 40.01 | 0.38% | | | | | |
| 3. | | | | | | | | | | | |
| SMT | | 13,122.53 | 13,122.53 | 350.17 | 1,666.99 | 12.70% | | | | | |
| 4. | | | | | | | | | | | |
| | | 30,000 | 30,000 | | 30,000 | 100.00% | | | | | |
| | -- | 101,766.35 | 101,766.35 | 2,691.62 | 37,682.22 | -- | -- | 0 | 0 | -- | -- |
| | | | | | | | | | | | |
| | -- | 101,766.35 | 101,766.35 | 2,691.62 | 37,682.22 | -- | -- | 0 | 0 | -- | -- |

| | |
|---|--|
| " | |
| " | |
| " | |

| | | | | | | | | |
|-----------------------------------|--|--|---------|--------------------|--------------------|--------------------|-------------------|-------------------|
| | | | 6800 | 448,163,9 86.03 | 188,809,4 46.77 | 179,001,0 21.59 | 9,066,190 .48 | 8,779,409 .87 |
| | | | 1000 | 111,591,0 74.05 | 24,537,83 2.56 | 136,102,6 65.86 | 14,717,48 2.74 | 11,050,14 6.01 |
| SINOPRO SINGAPORE PTE. LTD. | | | 1998.40 | 112,578,5 49.37 | 34,937,81 3.60 | 234,300,6 50.52 | 8,110,519 .43 | 6,109,805 .70 |

| | | | | | | | | |
|--|--|--|------|-------------------|-------------------|-------------------|------------------------|------------------------|
| | | | 4000 | 47,466,70 2.67 | 19,753,29 8.06 | 79,290,60 8.06 | - 10,028,26 9.97 | - 10,066,71 4.59 |
|--|--|--|------|-------------------|-------------------|-------------------|------------------------|------------------------|

" " " " "

" 2023

2023

1
2
3

4

5 :

2023
1

GE

GE

2023

6
2023

7
2023

1

2

#

2 --

1

1

2 --

7

3

1/3

3

1

2 --

+AIOT

"

"

+

+

1

| 2021 | | 49.20% | 2022 05 18 | 2022 05 18 | http://www.cninfo.com.cn 2021 2022-032 |
|------|--|--------|---------------|---------------|---|
| 2022 | | 49.25% | 2022 11 16 | 2022 11 16 | http://www.cninfo.com.cn 2022 2022-065 |

2



| | | | | | 26 | 17 | | | | | | |
|--|--|--|--|----|------|------|---|---|---|---|---|---|
| | | | | | 2018 | 2024 | | | | | | |
| | | | | 84 | 05 | 05 | 0 | 0 | 0 | 0 | 0 | 0 |
| | | | | | 10 | 17 | | | | | | |
| | | | | | 2018 | 2024 | | | | | | |
| | | | | 55 | 05 | 05 | 0 | 0 | 0 | 0 | 0 | 0 |
| | | | | | 10 | 17 | | | | | | |

| | | | | | | | | | | | | |
|--|----|----|----|----|------------------|------------------|-------------|---|------------|--------------|-------------|------|
| | | | | | | | | | | | | |
| | | | | 43 | 2018 05 10 | 2024 06 09 | 108,921 | 0 | 0 | -46,680 | 62,241 | 2019 |
| | | | | 45 | 2021 06 10 | 2024 06 09 | 17,738 | 0 | 0 | -17,738 | 0 | 2019 |
| | -- | -- | -- | -- | -- | -- | 133,849,278 | 0 | 13,158,100 | - 227,800 | 120,463,378 | -- |

2

1966
2004
2019
1988
1994
-
1987
2011
MBA
1987
1994
2013
1988

LED
LED
36

1957
1994

MBA
2012
1966
1996
2003
2004
1991
2011

1968
2003-2007
2008

1939

1968
1990 7
1994 8
1999 3
2000 7
2000

UIUC

1975
2018-2022

1977
2003 2006

1996 2003

| | | | | | |
|--|-----|--|------------|--|--|
| | | | | | |
| | LED | | 2020 08 01 | | |
| | | | 2022 02 23 | | |
| | | | 2022 08 23 | | |
| | | | 2017 06 01 | | |
| | | | 2018 01 01 | | |

3

2012 5 26

}

1

| | 2022 04 21 | 2022 04 25 | http://www.cni nfo. com. cn 2022-008 |
|--|------------|------------|---|
| | 2022 04 27 | 2022 04 28 | http://www.cni nfo. com. cn 2022-024 |
| | 2022 08 25 | 2022 08 27 | http://www.cni nfo. com. cn 2022-043 |
| | 2022 10 23 | 2022 10 25 | http://www.cni nfo. com. cn 2022-054 |
| | 2022 12 13 | 2022 12 13 | http://www.cni nfo. com. cn 2022-071 |

2

| | 5 | 5 | 0 | 0 | 0 | | 2 |
|--|---|---|---|---|---|--|---|
| | 5 | 5 | 0 | 0 | 0 | | 2 |
| | 5 | 5 | 0 | 0 | 0 | | 2 |
| | 5 | 0 | 5 | 0 | 0 | | 2 |

2 —



| | | | |
|--|--|--|------|
| | | | 2021 |
| | | | 2019 |

A

B

C

2

+ + /

A

B

C

3

2023

2023

2023

"

"

/

4

| | |
|--|--------------|
| | 137,482.32 |
| | 1,847,117.79 |

2021

2021

10

0.50

/

2022 7

2019
2022-013
2022 5 18
http://www.cninfo.com.cn
2022 7 8
987,736
2022 7 11
2022-035

2022 4 25
http://www.cninfo.com.cn
2021
2021
2019
http://www.cninfo.com.cn

2019
2022 5 18
2022-032
2022 5 18
2022-033
101
306,169,356
305,181,620

| | | |
|--|--|---|
| | | / |
|--|--|---|

2

3

1

2023

2

| | | | | | | |
|--|--|--|--|--|--|--|
| | | | | | | |
| | | | | | | |

DB35/322-2018

GB 39731-2020

GB21900 2008

GB8978-1996

GB/T31962-2015

DB35/323

| | | | | | | | | | | |
|--|--|--|----|--|--|--|---|---|--|--|
| | | | | | 24.671 118.215 24.670 | 1.07mg/L 0 .1 mg/L 0.05 mg/L | DB35/32 2- 2018 GB21900 -2008 | 0.19026 t 0.00364 t 0.00005 7 t | 9.48077 t 0.01053 4 t 0.00442 1 t | |
| | | | 10 | | 118.215 24.671 118.215 24.670 | 1.367 mg/m3 7.533 mg/m3 26.4 mg/m3 1.13 mg/m3 | DB35/32 3-2018 | 0.00367 t 0.823 t 0.678 t 0.0748 t | | |

2

6

2

2

2020

350213-2020-016-L

PH

6

2129.7

| | | | | | |
|--|--|--|--|--|--|
| | | | | | |
| | | | | | |

2022

"

"

1

| | | | | | | |
|--|----|--|---|---------------|----------------|--|
| | | | | | | |
| | | | 1 | 2020 02 20 | | |
| | | | 1 | | | |
| | 5% | | 2 | 2017 04 06 | 2022-04- 05 | |



3

| | | | | | | |
|--|--|--|---|----|---------------|----|
| | | | 4 | | | |
| | | | 5 | 5% | | |
| | | | 1 | | | |
| | | | 2 | | | |
| | | | | | 2021 05 12 | 36 |
| | | | | 3 | | |
| | | | 3 | | | |

| | | | | | | |
|--|--|--|----|------|------|----|
| | | | 4 | | | |
| | | | | 5 | | |
| | | | 3 | 16 | 2016 | |
| | | | 12 | 2021 | 5 | |
| | | | | | < | |
| | | | | > | | |
| | | | | < | | |
| | | | | > | | |
| | | | | < | | |
| | | | | > | | |
| | | | | | | 36 |

| | | | | | | |
|--|--|--|--------|--|--|--|
| | | | < > | | | |
| | | | | | | |
| | | | | | | |

2

#

#

#

#

| | | | | |
|----------------------------|--|--|--------|--------|
| | | | 100.00 | 100.00 |
| () | | | 100.00 | 100.00 |
| | | | 100.00 | 100.00 |
| | | | 100.00 | 100.00 |
| | | | 100.00 | 100.00 |
| SINOPRO SINGAPORE PTE.LTD. | | | 100.00 | 100.00 |
| | | | 100.00 | 100.00 |
| GOPRO TECHNOLOGY SDN.BHD. | | | 100.00 | 100.00 |
| Alight Tech Inc. | | | 100.00 | 100.00 |
| Boost Lingting Inc. | | | 100.00 | 100.00 |
| | | | 51.00 | 51.00 |
| | | | 100.00 | 100.00 |
| | | | 100.00 | 100.00 |

6

7

1

1

2

3

| | | | | | | |
|---|----------------------------|-----------------------|--|-------------------------|------------|--|
| | | | | | | |
| 1 | Boost Lighting, Inc. | ORION VENTURES I, LLC | 430 Satellite Boulevard NW, Suite 101 Suwanee, Georgia 30024 | 2020. 3. 1-2023. 2. 28 | 56,688.33 | |
| 2 | GOPRO TECHNOLOGY SDN. BHD. | TN COFFEE SDN. BHD. | No. 9, Jalan Mega1/9 Taman Perindustrian Nusa Cemerlang 79200 Nusajaya, Johor No. 7, Jalan Mega 1/9 Taman Perindustrian Nusa Cemerlang 79200 Iskandar Puteri, Johor | 2020. 1. 1-2022. 12. 31 | 129,380.75 | |

| | | | | | |
|---|----------------------------------|------------------|---|-----------------------------|------------|
| 3 | GOPRO TECHNOLOGY SDN. BHD. | YONG MING CHEONG | NO. 71-A JALAN NIP 2/5 TAMAN PERINDUSTRIAN NUSAJAYA 2 BANDAR NUSAJAYA, 79200, JOHOR. | 2022. 1. 1- 2022. 12. 31 | 2, 425. 89 |
| 4 | GOPRO TECHNOLOGY SDN. BHD. | GOH SENG TONG | B 09-06, TEEGA RESIDENCES, PUTERI HARBOUR 79100 ISKANDAR PUTERI, JOHOR. | 2021. 1. 1- 2022. 12. 31 | 3, 072. 79 |

| | | | | | |
|---|---|------|-----------------------|---------------|-------|
| . | . | | | | |
| 6 | | 1800 | 2022.06.01-2024.05.31 | 70,000.0 0 | 20000 |

| | | | |
|----|---|----|---|
| B3 | 0 | B4 | 0 |
|----|---|----|---|

1

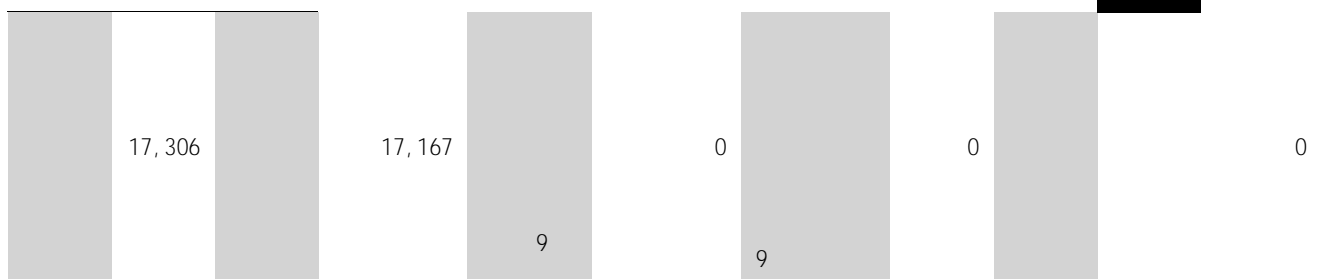
| | 105,599,232 | 34.49% | 0 | 0 | 0 | - 5,429,805 | - 5,429,805 | 100,169,427 | 32.82% |
|---|-------------|--------|---|---|---|----------------|----------------|-------------|--------|
| 1 | 0 | 0.00% | 0 | 0 | 0 | 0 | 0 | 0 | 0.00% |
| 2 | 0 | 0.00% | 0 | 0 | 0 | 0 | 0 | 0 | 0.00% |
| 3 | 105,599,232 | 34.49% | 0 | 0 | 0 | - 5,429,805 | - 5,429,805 | 100,169,427 | 32.82% |
| | 0 | 0.00% | 0 | 0 | 0 | | | 0 | 0.00% |
| 4 | 105,599,232 | 34.49% | 0 | 0 | 0 | - 5,429,805 | - 5,429,805 | 100,169,427 | 32.82% |
| | 0 | | | | | | | | |

| | | | | | | | | | |
|---|-------------|---------|---|---|---|---|---|---|-------|
| | | | | | | | | | |
| 4 | 0 | 0.00% | 0 | 0 | 0 | 0 | 0 | 0 | 0.00% |
| | 306,169,356 | 100.00% | 0 | | | | | | |



3

1



| | | | |
|-----|----|-----------|-----------|
| | | | |
| | | 6,910,567 | 6,910,567 |
| 66 | | 6,079,000 | 6,079,000 |
| # | 15 | 5,985,000 | 5,985,000 |
| 102 | | 5,879,100 | 5,879,100 |
| | | 4,856,556 | 4,856,556 |
| | | 4,032,400 | 4,032,400 |
| | | 3,995,906 | 3,995,906 |
| | | 3,809,972 | 3,809,972 |
| 10 | 10 | 102 | 66 |
| | 10 | | |
| 5 | | | |

6

| | | | | | 2021 | | |
|------------|-------------------------------------|-----------|--------|------|---------|---------|--------|
| 2022 25 | 04 987,736 | 0.322611% | 567.59 | 2021 | 101 | 987,736 | 27.19% |
| | | | | | 987,736 | | |
| 2022 13 | 12 13 4,166,667- 8,333,333 | | | | | | |

| | |
|--|--------------|
| | |
| | 2023 04 21 |
| | () |
| | [2023]000405 |

2

3

4

5

6 2022 12 31

1.

| | | | | | | |
|-------|-----------|---|----------|----|----|-----------|
| | | 4 | 2022 | 12 | 31 | |
| | 19,380.72 | | 1,743.66 | | | 17,637.06 |
| 6.81% | | | | | | |

2.

1

2

3

4

5

2022

| | |
|--|--|
| | |
|--|--|

1

2022 12 31

| | 2022 12 31 | 2022 1 1 |
|--|------------------|------------------|
| | | |
| | 444,260,458.35 | 990,046,872.00 |
| | | |
| | 1,157,248,726.77 | 549,735,011.45 |
| | | |
| | 12,398,599.03 | 8,125,500.32 |
| | 176,370,581.96 | 249,418,513.58 |
| | 1,049,487.51 | 1,583.40 |
| | 22,777,393.43 | 19,665,566.22 |
| | | |
| | | |
| | 15,189,522.56 | 9,155,187.44 |
| | | |
| | | |
| | 153,042,333.10 | 161,722,652.07 |
| | | 90,000.00 |
| | 83,185.84 | |
| | | |
| | 24,593,395.68 | 29,339,325.84 |
| | 2,007,013,684.23 | 2,017,300,212.32 |
| | | |

| | | |
|--|------------------|------------------|
| | 41,000,000.00 | |
| | 15,644,909.99 | 18,131,272.50 |
| | 319,234,147.74 | 235,915,900.56 |
| | 44,529,644.17 | 56,334,893.22 |
| | | |
| | | |
| | 22,993,578.06 | 15,757,163.26 |
| | 13,404,564.34 | 14,127,661.46 |
| | | |
| | | 9,584,466.41 |
| | 9,642,797.75 | 13,237,192.77 |
| | 10,575,498.41 | 6,775,454.15 |
| | 41,494,108.85 | 57,632,349.67 |
| | 581,065,995.71 | 503,954,903.11 |
| | 2,588,079,679.94 | 2,521,255,115.43 |
| | | |
| | 225,750,201.79 | 109,170,713.08 |
| | | |
| | | |

| | | |
|--|------------------|------------------|
| | 73,275,490.60 | 58,518,945.72 |
| | | |
| | | |
| | | |
| | 12,508,220.04 | 7,962,185.79 |
| | | |
| | | |
| | | |
| | 11,307,876.48 | 13,068,256.40 |
| | 825,888.91 | 746,939.14 |
| | | |
| | 97,917,476.03 | 80,296,327.05 |
| | 683,843,365.88 | 550,422,978.10 |
| | | |
| | 305,181,620.00 | 306,169,356.00 |
| | | |
| | | |
| | | |
| | 1,033,424,065.65 | 1,037,984,481.65 |
| | 99,924,308.20 | 5,142,243.88 |
| | -20,160.74 | 668,574.81 |
| | | |
| | 72,493,368.08 | 67,530,042.75 |
| | | |
| | 588,904,507.36 | 556,653,446.47 |
| | 1,900,059,092.15 | 1,963,863,657.80 |
| | 4,177,221.91 | 6,968,479.53 |
| | 1,904,236,314.06 | 1,970,832,137.33 |
| | 2,588,079,679.94 | 2,521,255,115.43 |

2

| | 2022 12 31 | 2022 1 1 |
|--|----------------|----------------|
| | | |
| | 211,369,866.10 | 771,532,897.97 |
| | 990,365,150.84 | 354,189,787.30 |
| | 0.00 | |
| | 4,562,051.48 | 3,183,138.12 |
| | 214,560,252.25 | 235,451,510.91 |
| | 1,049,487.51 | 1,583.40 |
| | 13,843,705.94 | 13,586,431.92 |
| | 14,156,396.74 | 5,773,386.71 |
| | | |
| | | |

2022

| | | |
|--|------------------|------------------|
| | | |
| | | |
| | 85,112,921.83 | 107,645,842.95 |
| | 0.00 | 90,000.00 |
| | 83,185.84 | |
| | 0.00 | |
| | 9,000,048.35 | 15,875,250.10 |
| | 1,544,103,066.88 | 1,507,329,829.38 |
| | | |
| | | |
| | | |
| | | |
| | 424,260,773.07 | 536,565,847.91 |
| | 2,500,000.00 | 2,500,000.00 |
| | 26,000,000.00 | |
| | 13,178,713.08 | 13,778,238.36 |
| | 176,903,709.89 | 150,139,099.75 |
| | 588,017.21 | 4,432,335.75 |
| | | |
| | | |
| | | |
| | 10,058,247.46 | 3,480,615.87 |
| | 12,254,769.91 | 12,778,303.19 |
| | | |

| | | |
|--|----------------------|----------------------|
| | 2, 929, 394. 14 | 3, 541, 377. 55 |
| | 369, 154, 826. 47 | 350, 132, 604. 60 |
| | | |
| | 26, 547, 100. 00 | |
| | | |
| | | |
| | 5, 300, 036. 66 | 463, 800. 96 |
| | | |
| | | |
| | 6, 517, 310. 02 | 7, 479, 420. 85 |
| | 708, 725. 38 | 628, 333. 10 |
| | | |
| | 39, 073, 172. 06 | 8, 571, 554. 91 |
| | 408, 227, 998. 53 | 358, 704, 159. 51 |
| | | |
| | 305, 181, 620. 00 | 306, 169, 356. 00 |
| | | |
| | | |
| | | |
| | 1, 038, 779, 727. 82 | 1, 043, 340, 143. 82 |
| | 99, 924, 308. 20 | 5, 142, 243. 88 |
| | | |
| | | |
| | 68, 150, 254. 34 | 63, 186, 929. 01 |
| | 505, 206, 881. 66 | 475, 835, 647. 99 |
| | 1, 817, 394, 175. 62 | 1, 883, 389, 832. 94 |
| | 2, 225, 622, 174. 15 | 2, 242, 093, 992. 45 |

3

2022

2021

| | | |
|--|----------------|---------------|
| | | |
| | | |
| | 6,373,404.25 | 5,230,102.51 |
| | 85,010,560.55 | 72,029,280.21 |
| | 49,942,271.39 | 47,004,483.12 |
| | 57,332,411.44 | 55,549,209.34 |
| | -21,183,454.00 | 6,642,208.50 |
| | 2,738,809.03 | 2,738,809.03 |
| | 4,584,971.38 | 4,584,971.38 |
| | | |

| | | |
|--|---------------|---------------|
| | 52,860,558.46 | 82,893,562.76 |
| | 53,201,816.08 | 81,692,556.68 |
| | -341,257.62 | 1,201,006.08 |
| | | |
| | 0.17 | 0.26 |
| | 0.17 | 0.26 |

4

| | 2022 | 2021 |
|--|----------------|----------------|
| | 556,906,461.81 | 672,442,099.00 |
| | 420,270,743.17 | 509,896,670.83 |

| | | |
|--|------------------|------------------|
| | 82,292,831.00 | 156,032,304.65 |
| | 3,185,191,903.00 | 2,223,000,900.00 |
| | | |
| | | |
| | | |
| | 3,267,484,734.00 | 2,379,033,204.65 |
| | -706,729,788.33 | 148,728,299.86 |
| | | |
| | | |
| | | |
| | 405,920,830.52 | 207,931,495.83 |
| | 248,580,378.00 | 374,792,036.74 |

| | | |
|--|-----------------|----------------|
| | 288,628,013.40 | 99,412,550.11 |
| | 247,411,814.58 | 314,684,456.33 |
| | 536,039,827.98 | 414,097,006.44 |
| | 121,858,802.53 | 151,347,820.00 |
| | 20,409,764.82 | 32,264,759.34 |
| | 368,828,989.30 | 321,079,146.35 |
| | 511,097,556.65 | 504,691,725.69 |
| | 24,942,271.33 | -90,594,719.25 |
| | 10,591,173.67 | 1,289,860.00 |
| | -572,756,209.65 | 110,514,398.81 |
| | 758,266,207.26 | 647,751,808.45 |
| | 185,509,997.61 | 758,266,207.26 |

| | 2022 | | | | | | | | | | | | | |
|--|--------------------|--|--|----------------------|------------------|----------------|--|-------------------|--|--------------------|--|----------------------|------------------|--|
| | | | | | | | | | | | | | | |
| | | | | | | | | | | | | | | |
| | 306,169,356 .00 | | | 1,037,984,481 .65 | 5,142,243. 88 | 668,574. 81 | | 67,530,042 .75 | | 556,653,446 .47 | | 1,963,863,657 .80 | 6,968,479. 53 | |
| | | | | | | | | | | | | | | |

| | | | | | | | | | | | | | |
|--|-------------|--|--|--|---------------|---------------|--|--------------|--|---------------|--|----------------|----------------|
| | | | | | | | | | | | | | |
| | -987,736.00 | | | | -4,560,416.00 | 94,782,064.32 | | | | | | 100,330,216.32 | 100,330,216.32 |
| | | | | | | | | 4,963,325.33 | | 20,262,019.64 | | 15,290,000.00 | 17,748,694.31 |


1

4,963,325.33

20,262,019.64

15,290,000.00

17,748,694.31



| | | | | | | | | | | | | | | | |
|---|--------------------|--|--|--|----------------------|-------------------|---------------|--|-------------------|--|--------------------|--|----------------------|------------------|----------------------|
| | | | | | | | | | | | | | | | |
| 6 | | | | | | | | | | | | | | | |
| | | | | | | | | | | | | | | | |
| 1 | | | | | | | | | | | | | | | |
| 2 | | | | | | | | | | | | | | | |
| | | | | | | | | | | | | | | | |
| | 305,181,620 .00 | | | | 1,033,424,065 .65 | 99,924,308 .20 | 20,160.7 4 | | 72,493,368 .08 | | 588,904,507 .36 | | 1,900,059,092 .15 | 4,177,221. 91 | 1,904,236,314 .06 |

| | | | | | | | | | | | | | | |
|------|--|--|--|--|--|--|--|--|--|--|--|--|--|--|
| 2021 | | | | | | | | | | | | | | |
| | | | | | | | | | | | | | | |
| | | | | | | | | | | | | | | |
| | | | | | | | | | | | | | | |
| | | | | | | | | | | | | | | |
| | | | | | | | | | | | | | | |
| | | | | | | | | | | | | | | |
| | | | | | | | | | | | | | | |
| | | | | | | | | | | | | | | |
| | | | | | | | | | | | | | | |

| | | | | | | | | | | | | | | | |
|--|-----------|--|--|--|--------------|--|--|--|--|--|--|--|--|--|--|
| | | | | | | | | | | | | | | | |
| | | | | | | | | | | | | | | | |
| | | | | | | | | | | | | | | | |
| | | | | | | | | | | | | | | | |
| | 307,226,2 | | | | 1,046,118,56 | | | | | | | | | | |
| | 43.00 | | | | | | | | | | | | | | |

| | 2022 | | | | | | | | | | |
|-----|----------------|--|--|------------------|---------------|--|--|---------------|----------------|--|------------------|
| | | | | | | | | | | | |
| | | | | | | | | | | | |
| | 306,169,356.00 | | | 1,043,340,143.82 | 5,142,243.88 | | | 63,186,929.01 | 475,835,647.99 | | 1,883,389,832.94 |
| | | | | | | | | | | | |
| | | | | | | | | | | | |
| | 306,169,356.00 | | | 1,043,340,143.82 | 5,142,243.88 | | | 63,186,929.01 | 475,835,647.99 | | 1,883,389,832.94 |
| " " | -987,736.00 | | | -4,560,416.00 | 94,782,064.32 | | | 4,963,325.33 | 29,371,233.67 | | -65,995,657.32 |
| | | | | | | | | | 49,633,253.31 | | 49,633,253.31 |



| | | | | | | | | | | | | |
|---|--|--|--|--|--|--|--|--|--|--|--|--|
| | | | | | | | | | | | | |
| | | | | | | | | | | | | |
| 1 | | | | | | | | | | | | |
| 2 | | | | | | | | | | | | |

| | | | | | | | | | | | | |
|---|----------------|--|--|--|------------------|--------------|--|--|---------------|----------------|--|------------------|
| | | | | | | | | | | | | |
| 6 | | | | | | | | | | | | |
| | | | | | | | | | | | | |
| 1 | | | | | | | | | | | | |
| 2 | | | | | | | | | | | | |
| | | | | | | | | | | | | |
| | 306,169,356.00 | | | | 1,043,340,143.82 | 5,142,243.88 | | | 63,186,929.01 | 475,835,647.99 | | 1,883,389,832.94 |

" " " "

" ,

1994 12 2012 3

2012 6 21

2017 4 6

91350200612261252T

2022 12 31

30,518.16

30,518.16

C 13F-01

()

1800-1812

:

") ("

2

12

1

2

1 1 12 31

3

12

4

5.4

6

1

2
1

2

- A.
- B.
- C.
- D.

3

4

7

8

()

1

2

2

Ã

3

1

1

2

1

1

12

2

3

12

1

1

2

3

4

5

5

6

3

1

2

3

4

4

1

2

10

/9.6

| | | |
|--|--|--|
| | | |
| | | |
| | | |

11

9.6

17

- 1
- 2

18

- 1
- 2

1

2

5

22 —

1
2
3
4

1

22 —

—
2

1

1

2

3

4

5

19

| | | % | % |
|--|----|------|------|
| | 50 | --- | 2.00 |
| | 30 | 5.00 | 3.17 |

3

1

1

2

3

4

5

1

2

3

2

1

2

3

4

5

3

21

24

1

1

- 1
- 2
- 3

- 4
- 5

25

27

28

1

2

3

4

29

30

31

2

3

4

5

1

6

32

1 LED
2 LED LED FPC
3

(1)

(3)

(2)

33

1

34

/

()

| | |
|--------|-----|
| | 20% |
| Alight | 21% |
| Boost | 21% |
| | 25% |
| | 20% |
| | 17% |
| | 24% |
| | 25% |
| | 25% |
| | 20% |
| | 20% |
| | 20% |
| | 20% |

2

[2016] 36

2018 4 8

2018 4

1

1 2020 10 21 “GR202035100137” 3 2020

2022 15%

2 2021 11 3 “GR202135100559” 3 2021

2023 15%

3 16.50%

4 2019 1 17 [2019]13 2019

1 1 2021 12 31 100 25%

20% 100 300 50%

20%

2021 12 2021 1 1 2022 12 31

100 [2019]13

2022 13 2022 1 1 2024 12 31

100 300 25% 20%

2022

5 Alight Boost

21%

6 17% 10,000

75% 10,000 190,000 50%

7 250

60.5 24% 24% 2022

24% [1986] 5

70%

1

| | | |
|--|---------------|--------------|
| | 2,656,648.73 | 1,933,429.12 |
| | 12,398,599.03 | 8,125,500.32 |

| | 12,480,763.42 | 100.00% | 82,164.39 | 0.66% | 12,398,599.03 | 8,185,297.10 | 100.00% | 59,796.78 | 0.73% | 8,125,500.32 |
|--|---------------|---------|-----------|-------|---------------|--------------|---------|-----------|-------|--------------|
| | | | | | | | | | | |
| | 9,741,950.30 | 78.06% | | | 9,741,950.30 | 6,192,071.20 | 75.65% | | | 6,192,071.20 |
| | 2,738,813.12 | 21.94% | 82,164.39 | 3.00% | 2,656,648.73 | 1,993,225.90 | 24.35% | 59,796.78 | 3.00% | 1,933,429.12 |
| | 12,480,763.42 | 100.00% | 82,164.39 | 0.66% | 12,398,599.03 | 8,185,297.10 | 100.00% | 59,796.78 | 0.73% | 8,125,500.32 |

| | | | | | | |
|--|-----------|-----------|--|--|--|-----------|
| | | | | | | |
| | 59,796.78 | 22,367.61 | | | | 82,164.39 |

3

4

| | | |
|--|--|---------------|
| | | |
| | | 9,588,308.91 |
| | | 947,338.96 |
| | | 10,535,647.87 |

5

6

4

1

| | | | | | | |
|--|-------------------|-------------------|--|--------------|--|-------------------|
| | 11,057,367.1 0 | 822,286.65 | | 1,103,554.88 | | 10,776,098.8 7 |
| | 8,841,777.21 | - 2,144,084.03 | | 37,169.91 | | 6,660,523.27 |
| | 19,899,144.3 1 | - 1,321,797.38 | | 1,140,724.79 | | 17,436,622.1 4 |

| | | |
|--|---------------|--|
| | | |
| | 13,442,623.22 | |
| | | |

6

1

| 1 | 20,044,325.99 | 88.00% | 16,918,993.96 | 86.03% |
|-----|---------------|--------|---------------|--------|
| 1 2 | 2,311,816.73 | 10.15% | 2,264,799.66 | 11.52% |
| 2 3 | 201,162.00 | 0.88% | 31,701.77 | 0.16% |
| 3 | 220,088.71 | 0.97% | 450,070.83 | 2.29% |
| | 22,777,393.43 | | 19,665,566.22 | |

1

2

| | | (%) | | |
|--|--------------|-------|-----|-----|
| | 2,831,590.85 | 12.43 | 1 | |
| | 2,328,975.89 | 10.22 | 1 | |
| | 1,861,085.00 | 8.17 | 1 | 1-2 |
| | 1,428,571.43 | 6.27 | 1 | |
| | 1,015,443.03 | 4.46 | 1-2 | |
| | | | | |

7

| | | |
|--|---------------|--------------|
| | | |
| | 15,189,522.56 | 9,155,187.44 |
| | 15,189,522.56 | 9,155,187.44 |

1

2

3

1

| | | |
|--|---------------|---------------|
| | | |
| | 7,432,081.28 | 4,108,911.85 |
| | 932,125.84 | |
| | 784,794.78 | 1,127,449.68 |
| | 1,101,441.74 | 981,088.71 |
| | 3,875,630.36 | 1,970,050.88 |
| | 3,318,725.04 | 2,171,084.95 |
| | 17,444,799.04 | 10,358,586.07 |

2

| | | | | |
|------------|--------------|-----|------------|--------------|
| | | | | |
| | 12 | () | () | |
| 2022 1 1 | 1,141,051.19 | | 62,347.44 | 1,203,398.63 |
| 2022 1 1 | | | | |
| | 680,166.37 | | 371,711.48 | 1,051,877.85 |
| 2022 12 31 | 1,821,217.56 | | 434,058.92 | 2,255,276.48 |

| | | |
|-----|--|---------------|
| | | |
| 1 1 | | 13,150,573.70 |
| 1 2 | | 1,275,068.22 |
| 2 3 | | 1,041,088.77 |
| 3 | | 1,978,068.35 |
| 3 4 | | 1,316,800.32 |
| 4 5 | | 517,418.03 |

8

1

| | 58,607,119.11 | 6,754,458.09 | 51,852,661.02 | 52,633,768.11 | 10,491,435.83 | 42,142,332.28 |
|--|----------------|---------------|----------------|----------------|---------------|----------------|
| | 9,790,989.22 | | 9,790,989.22 | 14,776,565.70 | | 14,776,565.70 |
| | 73,267,967.26 | 6,557,563.46 | 66,710,403.80 | 55,088,860.05 | 6,980,208.60 | 48,108,651.45 |
| | 987,001.13 | | 987,001.13 | | | |
| | 22,221,498.76 | | 22,221,498.76 | 54,784,902.74 | | 54,784,902.74 |
| | 1,479,779.17 | | 1,479,779.17 | 1,910,199.90 | | 1,910,199.90 |
| | 166,354,354.65 | 13,312,021.55 | 153,042,333.10 | 179,194,296.50 | 17,471,644.43 | 161,722,652.07 |

2

| | |
|--|--|
| | |
|--|--|

10



14

1



| | | | | |
|----|---------------|--------------|--|---------------|
| | | | | |
| 4. | | | | |
| 1. | 10,898,892.75 | 4,746,017.24 | | 15,644,909.99 |
| 2. | 13,253,326.98 | 4,877,945.52 | | 18,131,272.50 |

2

3

15

| | | |
|--|----------------|----------------|
| | | |
| | 319,234,147.74 | 235,915,900.56 |
| | 319,234,147.74 | 235,915,900.56 |

1

| | | | | | |
|----|----------------|----------------|--------------|---------------|----------------|
| | | | | | |
| 1. | 170,501,188.58 | 162,218,404.56 | 9,169,571.74 | 14,563,687.08 | 356,452,851.96 |
| 2. | 9,681,433.93 | 101,833,190.30 | 151,050.58 | 687,215.29 | 112,352,890.10 |
| 1 | 326,605.51 | 47,111,477.30 | | 687,215.29 | 48,276,348.68 |
| 2 | 6,870,057.53 | 54,721,713.00 | | | 61,591,770.53 |
| 3 | | | | | |
| | 2,484,770.89 | | | | 2,484,770.89 |
| 3. | | | | | |

| | | |
|--|---------------|---------------|
| | | |
| | 44,529,644.17 | 56,334,893.22 |
| | 44,529,644.17 | 56,334,893.22 |

1



| | | | | | | | | | | | |
|--|--|-----------------------|-----------------------|-----------------------|--|-----------------------|--|--|--|--|--|
| | | 55,07 9,732 .30 | 43,71 7,926 .43 | 54,33 0,068 .41 | | 44,46 7,590 .32 | | | | | |
|--|--|-----------------------|-----------------------|-----------------------|--|-----------------------|--|--|--|--|--|

3

17

| | | | |
|----|---------------|------------|---------------|
| | | | |
| | | | |
| 1. | 23,978,416.32 | 212,827.88 | 24,191,244.20 |
| 2. | 16,530,670.70 | 43,344.78 | 16,574,015.48 |
| | 16,400,331.81 | 43,344.78 | 16,443,676.59 |
| | 130,338.89 | | 130,338.89 |
| 3. | 9,164,834.92 | 43,344.78 | 9,208,179.70 |
| | 9,164,834.92 | 43,344.78 | 9,208,179.70 |
| 4. | 31,344,252.10 | 212,827.88 | 31,557,079.98 |
| | | | |
| 1. | 8,404,521.49 | 29,559.45 | 8,434,080.94 |
| 2. | 9,254,831.69 | 82,768.90 | 9,337,600.59 |
| 1 | 9,254,831.69 | 82,768.90 | 9,337,600.59 |
| | | | |
| 3. | 9,164,834.83 | 43,344.78 | 9,208,179.61 |
| 1 | | | |
| | 9,164,834.83 | 43,344.78 | 9,208,179.61 |
| 4. | 8,494,518.35 | 68,983.57 | 8,563,501.92 |
| | | | |
| 1. | | | |
| 2. | | | |
| 1 | | | |

18

1

| | | | | | |
|----|---------------|------------|--|--------------|---------------|
| | | | | | |
| | | | | | |
| 1. | 13,611,137.86 | 110,000.00 | | 5,415,435.72 | 19,136,573.58 |
| 2. | | | | 109,433.95 | 109,433.95 |
| 1 | | | | 109,433.95 | 109,433.95 |
| 2 | | | | | |
| 3 | | | | | |
| | | | | | |
| 3. | | | | | |
| 1 | | | | | |
| | | | | | |
| 4. | 13,611,137.86 | 110,000.00 | | 5,524,869.67 | 19,246,007.53 |
| | | | | | |
| 1. | 2,972,866.95 | 110,000.00 | | 1,926,045.17 | 5,008,912.12 |
| 2. | 417,582.60 | | | 414,948.47 | 832,531.07 |
| 1 | | | | 414,948.47 | 832,531.07 |
| | | | | | |
| 3. | | | | | |
| 1 | | | | | |
| | | | | | |
| 4 | 3,390,449.55 | 110,000.00 | | 2,340,993.64 | 5,841,443.19 |
| | | | | | |
| 1. | | | | | |

| | | | | | |
|----|---------------|--|--|--------------|---------------|
| 4. | | | | | |
| 1. | 10,220,688.31 | | | 3,183,876.03 | 13,404,564.34 |
| 2. | 10,638,270.91 | | | 3,489,390.55 | 14,127,661.46 |

0.00%

| | | | | | | |
|--|------|-------|--------|------|-------|-------|
| | 3.43 | 47.25 | 16.91% | 4.74 | 48.40 | 15.41 |
|--|------|-------|--------|------|-------|-------|

2022 12 31

9,584,466.41

20

| | | | | | |
|--|---------------|--------------|--------------|--|--------------|
| | | | | | |
| | 5,943,989.25 | 2,232,342.58 | 2,032,747.13 | | 6,143,584.70 |
| | 748,708.84 | 2,371,776.00 | 741,200.04 | | 2,379,284.80 |
| | 1,492,053.17 | | 372,124.92 | | 1,119,928.25 |
| | 5,052,441.51 | | 5,052,441.51 | | |
| | 13,237,192.77 | 4,604,118.58 | 8,198,513.60 | | 9,642,797.75 |

21

/

1

| | | | | |
|--|---------------|---------------|---------------|--------------|
| | | | | |
| | | | | |
| | 12,465,687.36 | 1,869,853.11 | 17,471,644.43 | 2,620,746.66 |
| | 20,199,620.82 | 3,232,186.58 | 21,008,226.49 | 3,170,407.30 |
| | 5,412,083.08 | 947,721.00 | 5,670,844.72 | 984,300.19 |
| | 3,556,074.96 | 533,411.24 | | |
| | 26,615,509.85 | 3,992,326.48 | | |
| | 68,248,976.07 | 10,575,498.41 | 44,150,715.64 | 6,775,454.15 |

2

| | | | | |
|--|--------------|------------|--------------|------------|
| | | | | |
| | | | | |
| | 4,780,999.00 | 825,888.91 | 4,734,111.45 | 746,939.14 |
| | 4,780,999.00 | 825,888.91 | 4,734,111.45 | 746,939.14 |

3

4



26

1



| | | | | |
|---|---------------|----------------|----------------|---------------|
| - | | 6,986,019.46 | 6,974,337.90 | 11,681.56 |
| | | 716,829.21 | 716,829.21 | |
| | 24,709,641.75 | 150,483,669.49 | 155,111,347.14 | 20,081,964.10 |

2

31

| | | |
|--|---------------|---------------|
| | | |
| | 23,995,745.11 | 14,934,467.68 |
| | 23,995,745.11 | 14,934,467.68 |

1

2

3

1

| | | |
|--|---------------|---------------|
| | | |
| | 12,893.27 | 49,896.35 |
| | 4,300,145.03 | 4,294,021.40 |
| | 9,000,000.00 | |
| | 494,614.70 | 401,822.72 |
| | 10,188,092.11 | 5,526,546.91 |
| | | 4,662,180.30 |
| | 23,995,745.11 | 14,934,467.68 |

2

1

32

| | | |
|--|----------------|--------------|
| | | |
| | 94,637,096.59 | |
| | 10,074,114.29 | 7,399,182.05 |
| | 104,711,210.88 | 7,399,182.05 |

33

| | | |
|--|---------------|--------------|
| | | |
| | 291,350.95 | 369,514.99 |
| | 10,535,647.87 | 8,185,297.10 |

| | | |
|--|---------------|--------------|
| | 10,826,998.82 | 8,554,812.09 |
|--|---------------|--------------|

34

1

36

| | | | | | |
|--|---------------|--------------|--------------|---------------|---|
| | | | | | |
| | 13,068,256.40 | 1,941,000.00 | 3,701,379.92 | 11,307,876.48 | 1 |
| | 13,068,256.40 | 1,941,000.00 | 3,701,379.92 | 11,307,876.48 | |

| | | | | | | | | |
|-----|--|--------------|--|--|--|--|--------------|--|
| UV | | | | | | | | |
| LED | | 1,021,000.00 | | | | | 1,021,000.00 | |

3,701,379.92

37

| | | | | | | | |
|--|----------------|-----|--|--|------------|------------|----------------|
| | | + - | | | | | |
| | 306,169,356.00 | | | | - | - | 305,181,620.00 |
| | | | | | 987,736.00 | 987,736.00 | |

| | | | | |
|--|------------------|--|--------------|------------------|
| | 1,037,984,481.65 | | 4,560,416.00 | 1,033,424,065.65 |
|--|------------------|--|--------------|------------------|

10%

42

| | | |
|--|----------------|----------------|
| | | |
| | 556,653,446.47 | 515,919,763.37 |
| | 556,653,446.47 | |
| | 52,513,080.53 | 515,919,763.37 |
| | 4,963,325.33 | 80,591,856.26 |
| | | 9,135,696.44 |
| | -15,298,694.31 | 30,722,476.72 |
| | 588,904,507.36 | 556,653,446.47 |

1)

2)

3)

4)

5)

43

| | | | | |
|--|----------------|----------------|----------------|----------------|
| | | | | |
| | | | | |
| | 781,723,778.96 | 567,351,344.62 | 984,037,744.78 | 727,476,403.01 |
| | 44,546,442.71 | 23,673,935.46 | | |

| | 2,184,329.41 | 1,671,057.37 |
|--|--------------|--------------|
| | 1,560,235.26 | 1,193,612.41 |
| | 1,777,183.21 | 1,659,711.00 |
| | 304,564.79 | 304,564.81 |
| | 547,091.58 | 401,156.92 |
| | 6,373,404.25 | 5,230,102.51 |

45

| | 21,655,647.74 | 23,579,174.42 |
|--|---------------|---------------|
| | 2,917,588.52 | 3,303,529.16 |
| | 17,475,646.97 | 7,605,537.13 |
| | 3,024,496.55 | 2,272,386.85 |
| | 25,604,721.80 | 24,157,586.49 |
| | 5,948,308.06 | 5,448,612.82 |

| | | |
|--|----------------|----------------|
| | -9,584,466.41 | -26,515,790.37 |
| | -12,557,026.86 | -40,666,276.00 |

54

| | | |
|--|-------------|------------|
| | | |
| | -511,822.30 | 349,438.69 |

55

| | | | |
|--|------------|------------|------------|
| | | | |
| | 7,521.73 | 85,740.00 | 7,521.73 |
| | | 13,776.00 | |
| | | 580,545.88 | |
| | 631,714.85 | | 631,714.85 |
| | 256,248.81 | | 256,248.81 |
| | | 73,466.02 | |
| | 895,485.39 | 753,527.90 | 895,485.39 |

56

| | | | |
|--|------------|--------------|------------|
| | | | |
| | 18.39 | 2,489,028.96 | 18.39 |
| | 993,118.20 | 311,247.28 | 993,118.20 |

2

| | |
|---|---------------|
| | |
| | 59,897,874.35 |
| / | 8,984,840.95 |
| | 1,070,314.05 |
| | |



4

5

| | | |
|--|----------------|----------------|
| | | |
| | 17,348,757.55 | 25,324,875.00 |
| | | |
| | 217,662,871.51 | 341,619,310.41 |
| | 13,568,748.94 | 7,847,851.33 |
| | 248,580,378.00 | 374,792,036.74 |

6

| | | |
|--|----------------|----------------|
| | | |
| | 9,537,388.96 | 9,040,767.17 |
| | 4,344,782.29 | 20,199,400.00 |
| | 220,996,268.74 | 338,101,893.03 |
| | 14,488,938.19 | 12,134,142.04 |
| | 5,675,878.13 | 5,969,186.16 |
| | 19,995,300.00 | |
| | 99,924,308.20 | |
| | 374,962,864.51 | 385,445,388.40 |

60

1

| | | |
|-----|---------------|----------------|
| | | |
| 1 | | |
| | 52,171,822.91 | 81,792,862.34 |
| | 12,557,026.86 | 40,666,276.00 |
| | 25,082,383.90 | 20,873,466.41 |
| | 9,337,600.59 | 8,674,080.96 |
| | 832,531.07 | 643,037.36 |
| | 8,198,513.60 | 5,860,268.18 |
| " " | 511,822.30 | -349,438.69 |
| " " | 985,596.47 | 240,946.00 |
| " " | -4,599,011.77 | -4,734,111.45 |
| " " | -6,099,637.23 | 1,808,084.38 |
| " " | 1,133,890.23 | -36,950,582.49 |

" "

-3,800,044.26

62

1

| | | | |
|--|---------------|--------|----------------|
| | | | |
| | | | |
| | 15,980,066.30 | 6.9646 | 111,294,769.75 |
| | 47,860.69 | 7.4229 | 355,265.12 |
| | 7,931.29 | 0.8933 | 7,084.78 |
| | 6,083,242.05 | 5.1831 | 31,530,051.87 |
| | 333,085.15 | 1.5772 | 525,341.90 |
| | | | |
| | 10,105,306.88 | 6.9646 | 70,379,420.30 |
| | 695.30 | 7.4229 | |

| | | | | | |
|------------------------------|--|--|--|--|--|
| | | | | | |
| | | | | | |
| GOPRO TECHNOLOGY SDN.BHD. | | | | | |

63

1

| | | | |
|--|--------------|---|--------------|
| | | | |
| | 1,941,000.00 | | 3,701,379.92 |
| | 7,768,489.07 | | 7,768,489.07 |
| | 1,304,409.69 | - | 1,304,409.69 |

2

| | | | | |
|--|--|--------------|------------|---|
| | | | | |
| | | 1,304,409.69 | 702,872.48 | - |
| | | | | |

1

1

2

1

| | | | | | | |
|--|--|--|--|--|--|--|
| | | | | | | |
| | | | | | | |

2022 12 31

| | | |
|--|-----------------------|----------------------|
| | | |
| | 193,807,204.10 | 17,436,622.14 |
| | 17,444,799.04 | 2,255,276.48 |
| | 211,252,003.14 | 19,691,898.62 |

2022 12 31

51.47%(2021 35.69%)

()

2022 12 31

64,000.00

42,836.60

2022 12 31

| | | 1 | 1-5 | 5 | |
|--|-----|-----------------------|----------------------|---------------------|----------------|
| | --- | 225,750,201.79 | --- | --- | 225,750,201.79 |
| | --- | 36,240,371.93 | --- | --- | 36,240,371.93 |
| | --- | 134,314,595.13 | --- | --- | 134,314,595.13 |
| | --- | 23,995,745.11 | --- | --- | 23,995,745.11 |
| | --- | --- | 63,653,990.60 | 9,668,600.00 | 73,322,590.60 |
| | --- | --- | 12,508,220.04 | --- | 12,508,220.04 |
| | --- | 104,711,210.88 | --- | --- | 104,711,210.88 |
| | --- | 525,012,124.84 | 76,162,210.64 | 9,668,600.00 | 610,842,935.48 |

()

1.

| | | |
|--|--|--|
| | | |
|--|--|--|

| | | |
|--|---------------|-----|
| | | |
| | 10,800,000.00 | --- |

2. 2022 12 31

| | | | | | | |
|--|-----------------------|-------------------|-----------------|----------------------|---------------------|-----------------------|
| | | | | | | |
| | | | | | | |
| | 111,294,769.75 | 355,265.04 | 7,085.02 | 31,530,051.87 | 525,341.90 | 143,712,513.58 |
| | 70,379,420.30 | 5,161.14 | --- | 47,558,952.20 | 2,648,161.32 | 120,591,694.96 |
| | 371,589.62 | --- | --- | --- | 794,355.83 | 1,165,945.45 |
| | 182,045,779.67 | 360,426.26 | 7,085.02 | 79,089,004.07 | 3,967,859.05 | 265,470,154.07 |
| | | | | | | |
| | 54,323,880.00 | --- | --- | --- | --- | 54,323,880.00 |
| | 5,928,723.49 | --- | --- | --- | 269,510.00 | 6,198,233.49 |
| | 6,793,740.46 | --- | --- | 4,664.79 | 12,893.58 | 6,811,298.83 |
| | 67,046,343.95 | --- | --- | 4,664.79 | 282,403.58 | 67,333,412.32 |

3.

2022 12 31

10%

19,813,674.18

2021

20,863,234.84

)

()

1

| | | | | |
|--|----|----|----|----|
| | | | | |
| | | | | |
| | -- | -- | -- | -- |

| | | | | |
|-----|--|----------------------|------------------|----------------------|
| 1. | | 1, 157, 248, 726. 77 | | 1, 157, 248, 726. 77 |
| 1 | | 886, 789, 949. 42 | | 886, 789, 949. 42 |
| 4 | | 270, 458, 777. 35 | | 270, 458, 777. 35 |
| (5) | | 1, 049, 487. 51 | | 1, 049, 487. 51 |
| (6) | | 2, 500, 000. 00 | | 2, 500, 000. 00 |
| 7 | | | 41, 000, 000. 00 | 41, 000, 000. 00 |

| | | (%) | (%) |
|---|--|-------|-------|
| * | | 16.99 | 16.99 |
| * | | 22.39 | 22.39 |

2

3

/2

1

| | |
|--|--|
| | |
| | |

4

| | |
|--|--|
| | |
| | |
| | |
| | |
| | |
| | |
| | |

5

1

| | | | | |
|--|--------------|------|----|----|
| | | | | |
| | 9,668,600.00 | 2021 | 10 | 11 |
| | | 2028 | 10 | 11 |

| | | | | |
|--|--|--|--|--|
| | | | | |
|--|--|--|--|--|

4.6 7

5

6

7


| | | |
|--|--------------|--------------|
| | | |
| | 5,668,652.12 | 7,083,090.73 |

1

| | |
|--|------------|
| | 0.00 |
| | 0.00 |
| | 634,800.00 |
| | 0 |
| | 0 |

2

| | |
|--|--|
| | |
|--|--|



2022 8

2022

129

6MC /P 0 B72134 > B60336 89[10.91C 6. 8n 0 g 52.86 q34 > B610336 88[10.

2022 6

27.1

0509 2799

8886

2022 7 5

2022 7 24

(2022)

(2022) 0509

2

1

1

| | 217,212,458.73 | 100.00% | 2,652,206.48 | 1.22% | 214,560,252.25 | 239,427,383.71 | 100.00% | 3,975,872.80 | 1.66% | |
|--|----------------|---------|--------------|-------|----------------|----------------|---------|--------------|-------|--|

| | | |
|---|-----|----------------|
| | | |
| 1 | 1 | 201,662,591.11 |
| 1 | 2 | 12,694,074.92 |
| 2 | 3 | 2,776,540.86 |
| 3 | | 79,251.84 |
| | 3 4 | 79,251.84 |
| | | 217,212,458.73 |

2

| | 3,975,872.80 | - | | 37,169.91 | | 2,652,206.48 |
|--|--------------|--------------|--|-----------|--|--------------|
| | 3,975,872.80 | 1,286,496.41 | | 37,169.91 | | 2,652,206.48 |

6

2

| | | |
|--|---------------|--------------|
| | | |
| | 14,156,396.74 | 5,773,386.71 |
| | 14,156,396.74 | 5,773,386.71 |

1

| | | |
|---|---|---------------|
| | | |
| 1 | 1 | 13,500,703.60 |
| 1 | 2 | 412,259.95 |
| 2 | 3 | 430,991.30 |
| 3 | | 642,795.84 |
| 3 | 4 | 562,285.95 |
| 4 | 5 | 60,509.89 |
| 5 | | 20,000.00 |
| | | 14,986,750.69 |

3

| | | | | | | |
|--|------------|------------|--|--|--|------------|
| | | | | | | |
| | 468,583.71 | 361,770.24 | | | | 830,353.95 |
| | 468,583.71 | 361,770.24 | | | | 830,353.95 |

4

5

| | | | | | |
|--|--|--|--|--|--|
| | | | | | |
|--|--|--|--|--|--|


| | | | | | |
|--|--|---------------|-----|--------|------------|
| | | 539,224.00 | 3 4 | 3.60% | 269,612.00 |
| | | 11,589,176.33 | | 77.34% | 506,610.57 |

6

7

8

3



YC&EPDg#0

5

| | | |
|--|----------------|---------------|
| | | |
| | -26,615,509.85 | -945,002.20 |
| | 22,456,913.29 | 32,148,690.96 |
| | -4,158,596.56 | 31,203,688.76 |

1

| | | |
|--|---------------|----|
| | | |
| | -1,497,418.77 | |
| | 12,905,138.86 | |
| | -1,133,890.23 | |
| | 4,599,011.77 | |
| | 869,169.39 | |
| | 2,681,426.37 | |
| | 206,003.48 | |
| | 12,854,581.17 | -- |

1 --

2

| | | | |
|--|-------|------|------|
| | | | |
| | | / | / |
| | 2.63% | 0.17 | 0.17 |
| | 1.98% | 0.13 | 0.13 |

| | | |
|--|--|--|
| | | |
|--|--|--|